


THIS SHEET INCLUDES FITTING INSTRUCTIONS FOR THE FOLLOWING PARTS:

Secondary Alternator Cover Part No. EC-SV650-2015-1-GBR / Secondary Clutch Cover Part No. EC-SV650-2015-2-GBR /

Secondary Water Pump Cover Part No. EC-SV650-2015-5-GBR

### SECONDARY ALTERNATOR COVER PART NO. EC-SV650-2015-1-GBR

- 1 Remove 4 existing bolts from the Alternator cover, shown as position Bolt 1, 2, 3 & 4.  
*Note: Retain the 2 stock oil seal washers found at bolt positions 1 & 2.*
- 2 Assemble supplied M6WCU copper oil seal washer onto supplied replacement bolts 1 & 2
- 3 Assemble bolts 1 & 2 through secondary alternator cover, re-assemble retained stock oil seal washers onto the underside of bolts 1 & 2.
- 4 Assemble secondary alternator cover on top of stock cover and assemble remaining bolts 3 & 4 into position.
- 5 Tighten bolts to a Torque of 8 Nm as per manufacturer's recommendations.  
**DO NOT OVERTIGHTEN.**



Bolt 1  
M6X55HHF  
8Nm

Bolt 2  
M6X55HHF  
8Nm




Bolt 4  
M6X75HHF  
8Nm

Bolt 3  
M6X55HHF  
8Nm


### SECONDARY CLUTCH COVER PART NO. EC-SV650-2015-2-GBR

- 1 Remove 4 existing bolts from the Clutch cover, shown as position Bolt 1, 2, 3 & 4.
- 2 Place the Secondary Clutch Cover over the stock cover.
- 3 Assemble 4 replacement bolts loosely in the correct position as shown.  
*Note: Must use thread lock*
- 4 Tighten bolts to a Torque of 8 Nm as per manufacturer's recommendations.  
**DO NOT OVERTIGHTEN.**
- 5 *Note: For DL650 L2 (2012) < Remove offside rider peg complete with hanger. Just 2 bolts. Re-apply thread lock.*



Bolt 1  
M6X55HHF - 8Nm

Bolt 2  
M6X55HHF -  
8Nm





Bolt 4  
M6X55HHF - 8Nm

Bolt 3  
M6X55HHF - 8Nm

**SECONDARY WATER PUMP COVER****PART NO. EC-SV650-2015-5-GBR**

- 1 Remove 3 existing bolts from the clutch cover, shown as position Bolt 1, 2, & 3.
- 2 Place the secondary water pump cover over the stock cover.
- 3 Assemble 3 replacement bolts loosely in the correct position as shown.
- 4 Tighten bolts to a Torque of 8 Nm as per manufacturer's recommendations.  
DO NOT OVERTIGHTEN.

**Engine Cover Set: EC-SV650-2015-SET-GBR**

EC-SV650-2015-1-GBR, EC-SV650-2015-2-GBR, EC-SV650-2015-5-GBR