

Svartpilen/Vitpilen 701 2018-20 | 701 ENDURO 2016-2020 | 701 SUPER MOTO 2015-2021
 701 ENDURO 2024 - (EC-690-2011-2-GBR ONLY)

THIS SHEET INCLUDES FITTING INSTRUCTIONS FOR THE FOLLOWING PARTS:

Secondary Alternator Cover Part No. EC-690-2011-1-GBR / Secondary Clutch Cover Part No. EC-690-2011-2-GBR

SECONDARY ALTERNATOR COVER PART NO. EC-690-2011-1-GBR

Modification required: Use a grinder to file away the area shown in Fig.1 to fit this part on this model bike.

- 1 Remove 4 existing bolts from the stock Alternator cover, shown as position Bolt 1, 2, 3 & 4.
- 2 Place the Secondary Alternator Cover over the stock cover.
- 3 Assemble 4 replacement bolts loosely in the correct position as shown.
- 4 Tighten bolts to a Torque of 12Nm as per Manufacturer's recommendations. DO NOT OVERTIGHTEN.






Fig.1



SECONDARY CLUTCH COVER PART NO. EC-690-2011-2-GBR

- 1 Remove 4 existing bolts from the stock Clutch cover, shown as position Bolt 1, 2, 3 & 4.
- 2 Place the Secondary Clutch Cover over the stock cover.
- 3 Assemble 4 replacement bolts loosely in the correct position as shown.
- 4 Tighten bolts to a Torque of 12Nm as per Manufacturer's recommendations. DO NOT OVERTIGHTEN.



Engine Cover Set: EC-690-2011-SET-GBR

EC-690-2011-1-GBR, EC-690-2011-2-GBR

www.GBRacing.eu