

THIS SHEET INCLUDES FITTING INSTRUCTIONS FOR THE FOLLOWING PARTS:

Secondary Alternator Cover Part No. EC-M2-2022-1-GBR


Secondary Clutch Cover Part No. EC-M2-2022-2-GBR

Secondary Pulse Cover Part No. EC-M2-2019-3-GBR

NO BOLTS Supplied for 2022 Season


**SECONDARY ALTERNATOR COVER
PART NO. EC-M2-2022-1-GBR**

- 1 Remove 3 existing bolts from the Alternator cover, shown as position Bolt 1, 2 & 3.
- 2 Place the Secondary Alternator Cover over the cover.
- 3 Re-assemble using longer bolts than the standard ones that have been removed.
- 4 Tighten bolts to a Torque of 10Nm.
DO NOT OVERTIGHTEN.




**SECONDARY CLUTCH COVER
PART NO. EC-M2-2022-2-GBR**

- 1 Remove 4 existing bolts from the Clutch cover, shown as position Bolt 1, 2, 3 & 4.
- 2 Place the Secondary Clutch Cover over the cover.
- 3 Re-assemble using longer bolts than the standard ones that have been removed.
- 4 Tighten bolts to a Torque of 10Nm.
DO NOT OVERTIGHTEN.



**SECONDARY PULSE COVER
PART NO. EC-M2-2019-3-GBR**

- 1 Remove 4 existing bolts from the Pulse cover, shown as position Bolt 1, 2, 3 & 4.
- 2 Place the Secondary Pulse Cover over the cover.
- 3 Re-assemble using longer bolts than the standard ones that have been removed.
- 4 Tighten bolts to a Torque of 10Nm.
DO NOT OVERTIGHTEN.



SECONDARY ENGINE COVER SET - PART NO. EC-M2-2022-SET-GBR:

EC-M2-2022-1-GBR, EC-M2-2022-2-GBR, EC-M2-2019-3-GBR,