

THIS SHEET INCLUDES FITTING INSTRUCTIONS FOR THE FOLLOWING PARTS:


Secondary Alternator Cover Part No. EC-CB650R-2024-1-GBR / Secondary Clutch Cover Part No. EC-CBR650F-2014-2-GBR

Secondary Pulse Cover Part No. EC-CBR650F-2014-3-GBR

SECONDARY ALTERNATOR COVER

PART NO. EC-CB650R-2024-1-GBR

- 1 Remove fairing.
- 2 Remove 4 existing bolts from the stock Alternator cover, shown as position Bolt 1, 2, 3 & 4.
- 3 Place the Secondary Alternator Cover over the stock cover.
- 4 Assemble 4 replacement bolts loosely in the correct positions as shown.
- 5 Tighten bolts to a Torque of 10Nm as per Manufacturer's recommendations.
DO NOT OVERTIGHTEN.
- 6 Refit fairing.



Bolt 4
M6X30HHF -
10Nm
SPB-9

Bolt 1
M6x30HHF -
10Nm
SPB-9




Bolt 3
M6X30HHF -
10Nm
SPB-9

Bolt 2
M6X40HHF -
10Nm
SPB-9

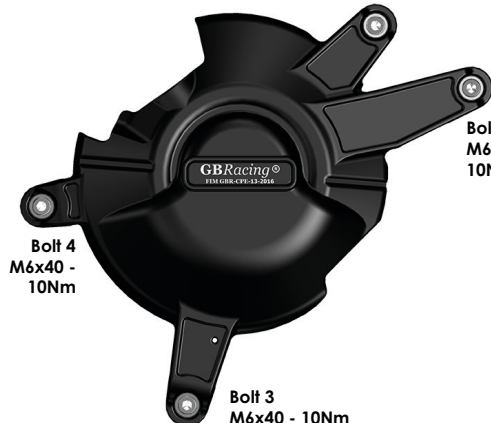
SECONDARY CLUTCH COVER

PART NO. EC-CBR650F-2014-2-GBR

- 1 Remove 4 existing bolts from the stock Clutch cover, shown as position Bolt 1, 2, 3 & 4.
- 2 Place the Secondary Clutch Cover over the stock cover.
- 3 Assemble 4 replacement bolts loosely in the correct positions as shown.
- 4 Tighten bolts to a Torque of 10Nm as per Manufacturer's recommendations.
DO NOT OVERTIGHTEN.



Bolt 1
M6x35 - 10Nm



Bolt 2
M6x35 -
10Nm


Bolt 4
M6x40 -
10Nm

Bolt 3
M6x40 - 10Nm


SECONDARY PULSE COVER

PART NO. EC-CBR650F-2014-3-GBR

- 1 Remove 4 existing bolts from the stock pulse cover, shown as position Bolt 1, 2, 3 & 4.
- 2 Place the Secondary Pulse Cover over the stock cover.
- 3 Assemble 4 replacement bolts loosely in the correct positions as shown. If you have an unfaired CB650F, please use the spacer washers supplied at Bolt Position 2 & 3. Place this spacer in between the GBR engine cover and the original Honda cover in these 2 positions.
- 4 Tighten bolts to a Torque of 10Nm as per Manufacturer's recommendations.
DO NOT OVERTIGHTEN.



Bolt 1
M6x40 - 10Nm



Bolt 2
M6x35 - 10Nm

Bolt 4
M6x40 - 10Nm

Bolt 3
M6x35 - 10Nm

**Washers for
CB650F
model only.**

Engine Cover Set: EC-CB650R-2024-SET-GBR

EC-CB650R-2024-1-GBR, EC-CBR650F-2014-2-GBR, EC-CBR650F-2014-3-GBR